LSHt

■Robot ordering method

LSHt - V - 550 - 3L - SRCH - 15 - R - 200

Model — Variation — Stroke — Cable length — Controller — Driver — Regenerative control — Power voltage

■Mechanical unit specifications

AC servo motor output (W)			200
Maximum speed (mm/sec) ※1		Horizontal	1000
		Vertical	500
Repeatability (mm)			±0.02
Maximum payload (kg)		Horizontal	40
		Vertical	20
Continuous rated thrust (daN, kgf)		Horizontal	16
		Vertical	32
Ball screw lead (mm)		Horizontal	20 (Ground)
		Vertical	10 (Ground)
Stroke	Standard	Motor is directly connected, for horizontal use	150 to 1050
	B	Space saving, for horizontal use	—
	V	For vertical use	150 to 1050※3
	BV	Space saving, for vertical use	—
Return to origin		Return to origin system	Proximity switch
		Motor side	Standard
		Non-motor side	Designate
Standard cycle time [Horizontal / Vertical] ※2		1 kg	0.41／0.76
		max kg	0.55／0.78
Controller		Horizontal	SRCH-15
		Vertical	SRCH-15-R

■Loading moment

Static loading moment daN·m (kgf·m)	MY	MP	MR
	43	48	55

Dynamic loading moment [horizontal use] (mm)	Load \ Angle	0°	45°	90°
	5kg	1972	2137	4008
	10kg	1016	1107	2120
	20kg	554	615	1234
	30kg	390	437	912
	40kg	304	355	784
Dynamic loading moment [vertical use] (mm)	5kg	1824	1329	2021
	10kg	893	650	988
	15kg	582	424	644
	20kg	427	310	472

●Static loading moment

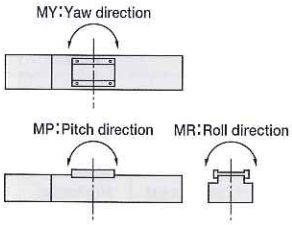

●Dynamic loading moment [horizontal use]

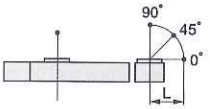

●Dynamic loading moment [vertical use]

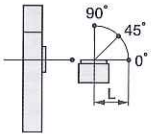

※1 For a stroke of 850mm or longer, please see※1 on page 4.
※2 Travel time for a 300mm one-way stroke with standard positioning completed parameter. (when an SRCH controller is used)
※3 The regeneration unit RGU1 is required.

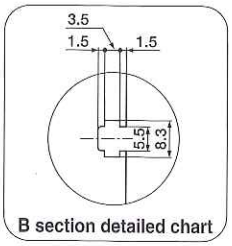

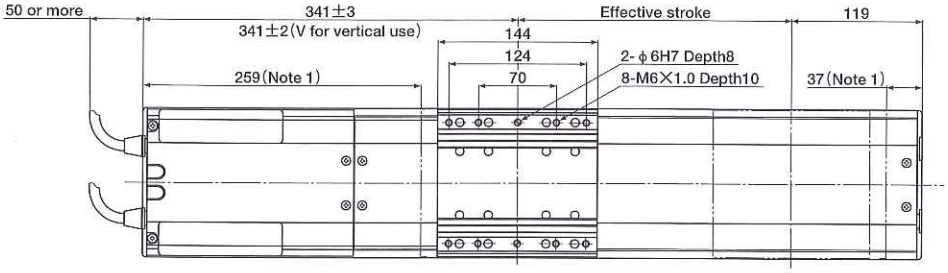

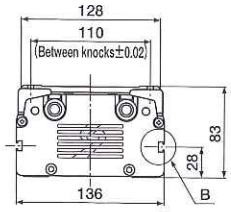



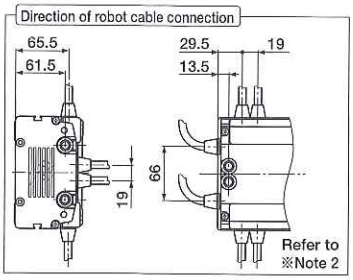

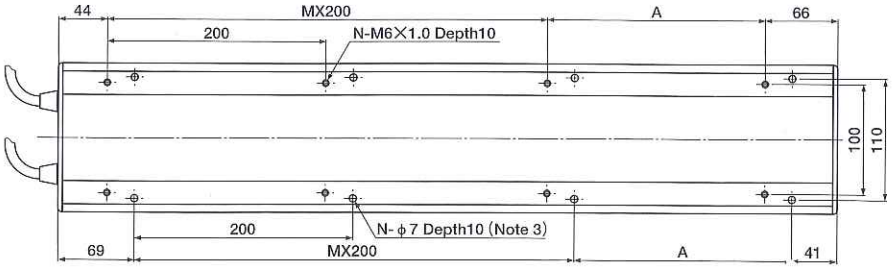

Effective stroke	150	250	350	450	550	650	750	850	950	1050
L	610	710	810	910	1010	1110	1210	1310	1410	1510
A	100	200	100	200	100	200	100	200	100	200
M	2	2	3	3	4	4	5	5	6	6
N	8	8	10	10	12	12	14	14	16	16
Weight (kg)	11.4	12.7	14.0	15.4	16.7	18.0	19.4	20.7	22.0	23.3

※Note 1 : This is the position at which the slider is stopped by mechanical stoppers at both ends.
※Note 2 : Robot cables can be pulled out upward, from the back, from the right or from the left.
※Note 3 : Washer and spring washer cannot be used.