

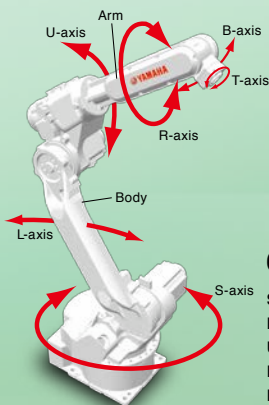
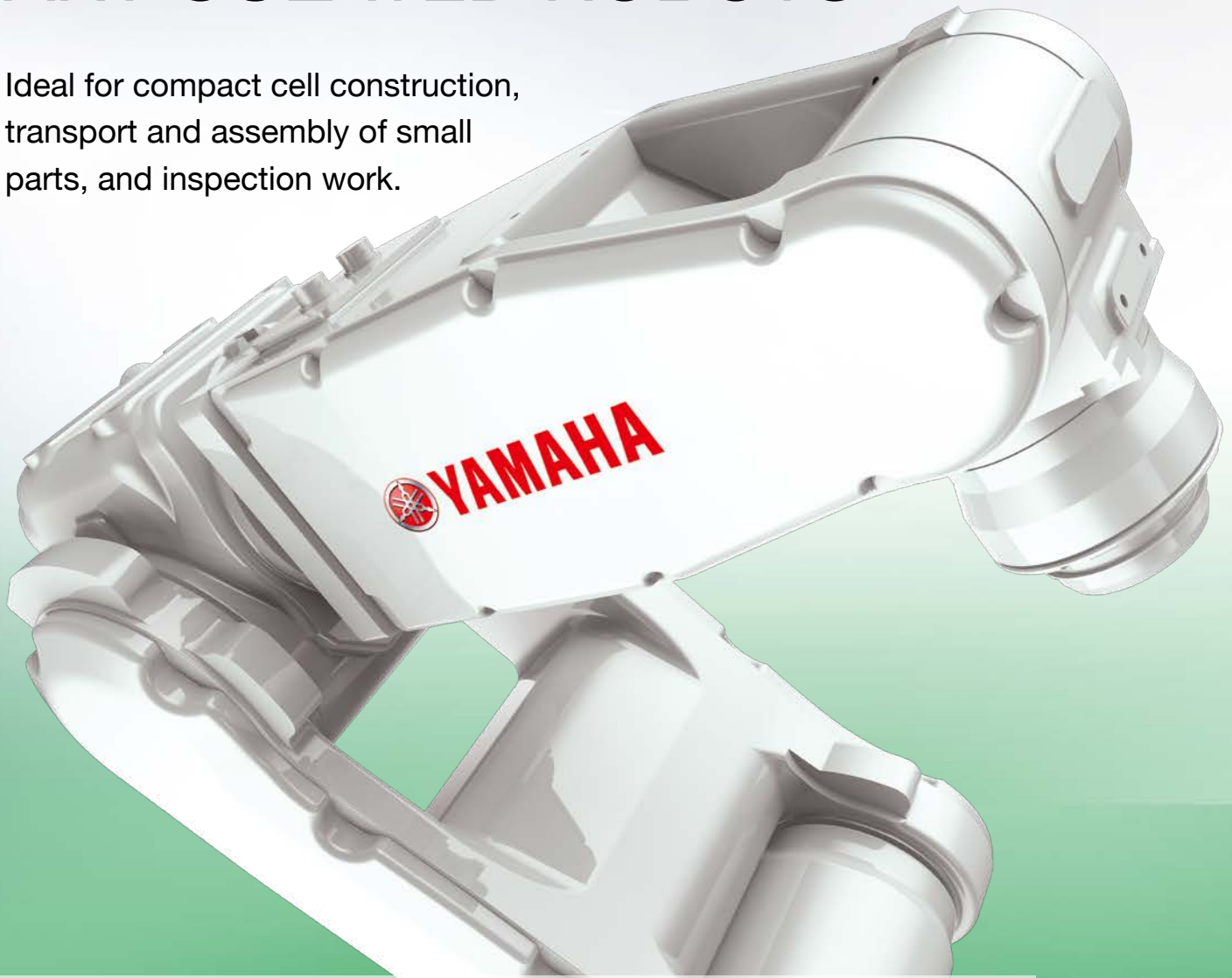
YA Series

Product Lineup

The YA series does not comply with the EU RoHS directive.

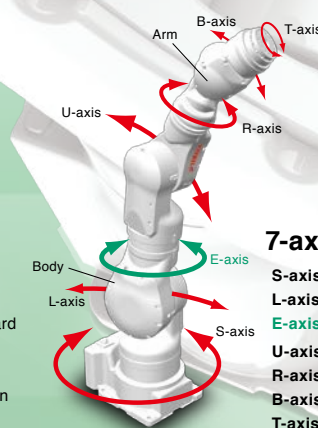
ARTICULATED ROBOTS

Ideal for compact cell construction, transport and assembly of small parts, and inspection work.



6-axis robots

- S-axis:** Rotate the body horizontally
- L-axis:** Move the body forward/backward
- U-axis:** Move the arm up/down
- R-axis:** Rotate the arm
- B-axis:** Move the tip of the arm up/down
- T-axis:** Rotate the tip of the arm



7-axis robots


- S-axis:** Rotate the body horizontally
- L-axis:** Move the body forward/backward
- E-axis:** Twist the arm
- U-axis:** Move the arm up/down
- R-axis:** Rotate the arm
- B-axis:** Move the tip of the arm up/down
- T-axis:** Rotate the tip of the arm

Reduce personnel, increase productivity

6-axis



7-axis



Type	Model	Application	Number of axes	Payload (kg)	Vertical reach (mm)	Horizontal reach (mm)	Page
6-axis	YA-RJ	Handling (general)	6-axis	1 kg (max. 2 kg ^{Note})	909	545	P.149
	YA-R3F			3	804	532	P.150
	YA-R5F			5	1193	706	P.151
	YA-R5LF			5	1560	895	P.152
	YA-R6F			6	2486	1422	P.153
7-axis	YA-U5F	Assembly / Placement	7-axis	5	1007	559	P.154
	YA-U10F			10	1203	720	P.155
	YA-U20F			20	1498	910	P.156

Note. When a load is more than 1 kg, the motion range will be smaller. Use the robot within the recommended motion range.

POINT

High-speed operation reduces cycle time

Thanks to high-speed, low-inertia AC servo motors, an arm designed for light weight, and the latest control technology, these robots achieve an operating speed that is best in their class. From supply, assembly, inspection, and packing to palletization, all applications can enjoy shorter cycle time and improved productivity.

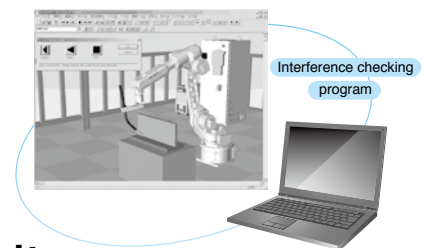
Workpieces with a high wrist load are also supported

With a wrist section that has the highest allowable moment of inertia in its class, these robots can support jobs involving a high wrist load, or simultaneous handling of multiple workpieces.

Robot simulator dramatically reduces startup time

We provide software that lets you use 3D CAD data to construct a production facility in virtual space in a personal computer, and easily perform engineering tasks such as creating programs and checking for robot interference. Teaching can be performed even before the actual production line is completed, dramatically reducing line startup time.

Note. Optional support



Free arm movement further boosts productivity.

7-axis Reduced space allows sophisticated system layouts

Since these robots can be installed close to workpieces or other equipment, you can reduce the space required for your production facility. By locating multiple robots close to each other, processing can be integrated and shortened.

7-axis Access the workpiece from the opposite side or from below

Rotation of the seventh axis enables flexible movement with the same freedom of motion as a human arm, allowing the workpiece to be accessed from the opposite side or from below. This allows the robot to enter narrow locations that a person could not fit in, or to approach the workpiece in a way that avoids obstructions, giving you more freedom to design the layout for shorter cycle time and reduced space.

7-axis "Elbow movement" unique to 7-axis models allows optimal posture to be maintained

The 7-axis U-type robots allow "elbow movement," changing only the elbow angle without affecting the position or posture of the tool. This permits operation to avoid nearby obstructions.

